

Reliability is our target

**PAN WORLD
SEALLESS MAGNETIC
DRIVEN PUMP**

PW series(Sealless)

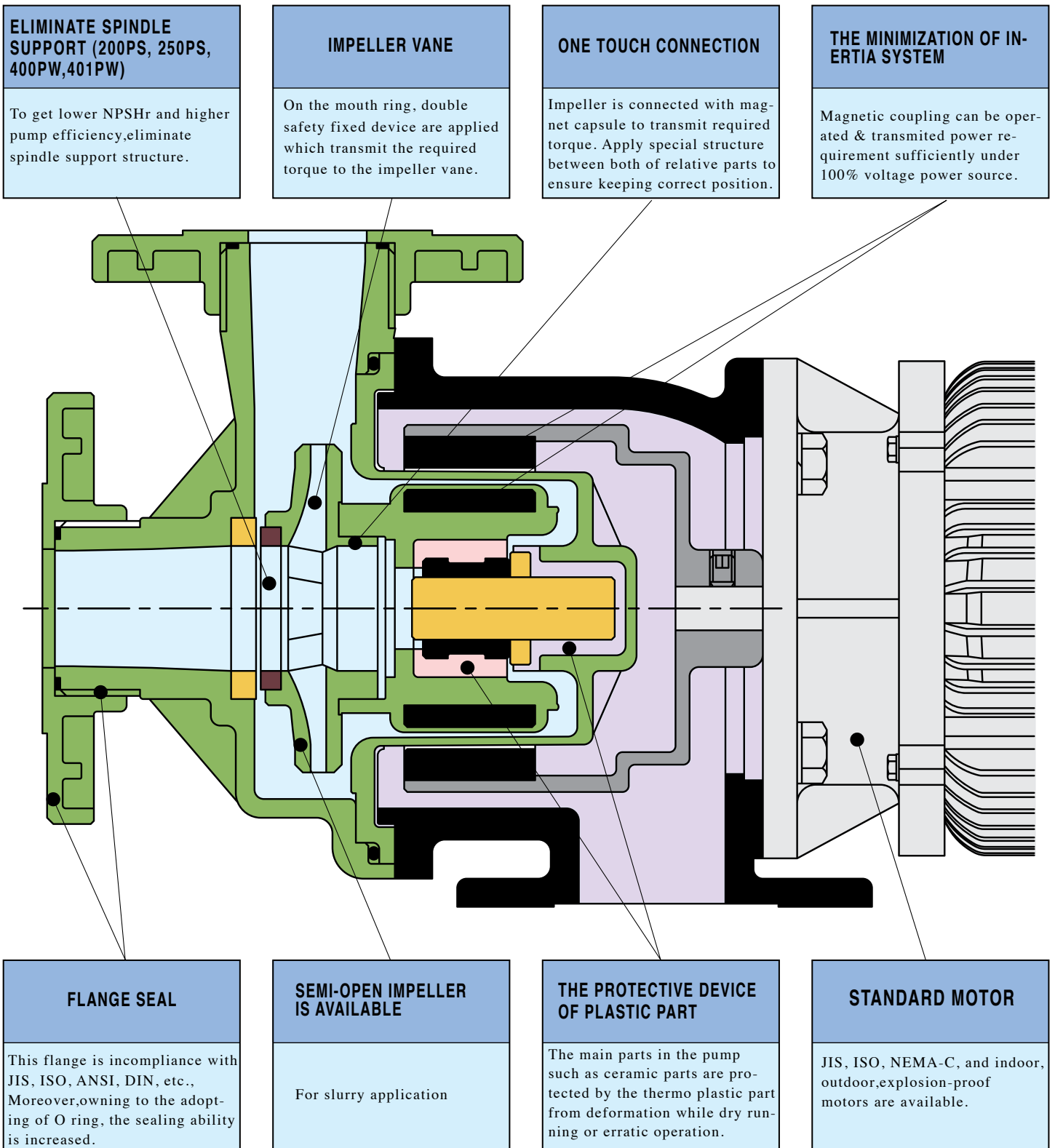


PAN WORLD CO., LTD.

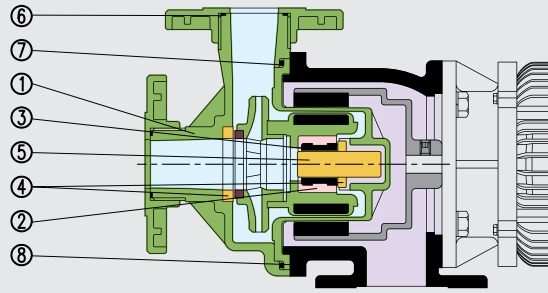
Features

- **Long operation life** : 20,000 Hours life expectancy of bearing.
- **Zero leakage** : The pump is driven by a synchronous magnetic coupling for zero leakage.
- **Easy maintenance** : The part are easy to replace without the use of special tool or jig.
- **Built in safety** : The bearing, thrust pad, and shaft are molded or supported by plastic for one component.
- **Best choice of wetted end** : Many kind of combination among bearing, spindle thrust pad, O ring are standardized to meet required specification.

High performance zero leak pumps designed for the Chemical Industry



Parts list



Part name	PW Series				
	CV	RV	AV	CN	AN
1.Casing	PPG				
2.Holder	ETFE				
3.Bearing	H.D. Carbon	Rulon	Ceramic	H.D. Carbon	Ceramic
4.Thrust pad	Ceramic				
5.Spindle	Ceramic				
6.O ring	FKM		NBR		
7.O ring	FKM		NBR		
8.Bracket	Grey cast iron				

Type indication

Ex. NH-400PW-CV-L-04C

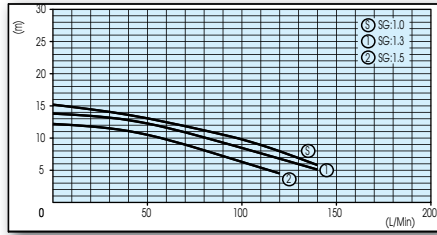
	(7)	(6)	(5)	(4)	(3)	(2)	(1)	
Model name								Required motor : Without Indoor use
Series name								With B Explosion proof
								C Weather proof
C : Carbon Bearing								Motor output : 04 0.37 kW
R : Rulon								07 0.75 kW
A : Oxide Alumina ceramic								15 1.5 kW
								22 2.2 kW
O ring								37 3.7 kW
V : FKM								Impeller size : S S.G=1.0
N : NBR								L S.G=1.1
E : EPDM								M S.G=1.3
								H S.G=1.5

Performances list

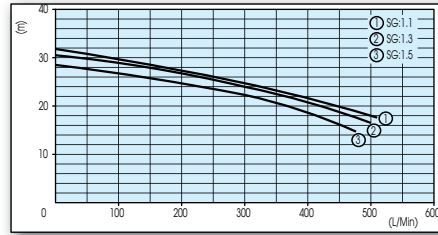
Model	Flange size		Pump performance at specified point (M at L/min)			Applicable Motor output(kW)	Net weight (Kg)	
	Outlet(mm)	Inlet(mm)	Specific Gravity	50HZ	60HZ			
NH-350PW	-S	25	25	⑤ 1.0	11.0 - 80	13.0 - 80	0.37	16
	-M			② 1.3	12.0 - 60	14.0 - 40		
	-H			③ 1.5	11.0 - 40	11.0 - 50		
NH-351PW	-S	25	25	⑤ 1.0	13.7 - 100	17.3 - 100	0.75	25
	-M			② 1.3	14.5 - 80	17.0 - 80		
	-H			③ 1.5	12.4 - 80	14.5 - 70		
NH-352PW	-S	32	32	⑤ 1.0	23.0 - 180	29.0 - 140	1.5	37
	-M			② 1.3	22.0 - 100	26.0 - 100		
	-H			③ 1.5	21.0 - 100	25.0 - 100		
NH-353PW	-S	32	32	⑤ 1.0	23.0 - 180	32.0 - 150	2.2	46
	-M			② 1.3	24.0 - 150	31.0 - 120		
	-H			③ 1.5	22.0 - 150	29.0 - 120		
NH-400PW	-S	40	40	⑤ 1.0	Max 12.0 - Max 100	Max 13.0 - Max 100	0.37	21
	-L			① 1.1	8.3 - 165	6.7 - 160		
	-M			② 1.3	7.0 - 155	7.0 - 155		
NH-401PW	-S	40	40	⑤ 1.0	Max 14.5 - Max 200	Max 17.0 - Max 160	0.75	30
	-L			① 1.1	12.0 - 240	11.5 - 250		
	-M			② 1.3	9.8 - 185	9.2 - 200		
NH-402PW	-S	40	50	⑤ 1.0	Max 25.0 - Max 200	Max 25.0 - Max 160	1.5	45
	-L			① 1.1	14.0 - 320	14.0 - 300		
	-M			② 1.3	14.0 - 280	13.9 - 265		
NH-403PW	-S	40	50	⑤ 1.0	Max 32.0 - Max 240	Max 32.0 - Max 240	2.2	53
	-L			① 1.1	20.0 - 310	19.0 - 280		
	-M			② 1.3	16.0 - 340	17.0 - 280		
NH-405PW	-S	40	50	⑤ 1.0	22.0 - 500	22.0 - 500	3.7	64
	-L			① 1.1	23.0 - 390	24.0 - 420		
	-M			② 1.3	21.1 - 400	24.0 - 390		
NH-505PW(L)	-S	50	65	⑤ 1.0	16.0 - 500	16.0 - 500	3.7	72
	-L			① 1.1	25.0 - 350	28.0 - 350		
	-M			② 1.3	22.0 - 350	24.0 - 350		
NH-505PW(H)	-S	50	65	⑤ 1.0	24.0 - 600	27.0 - 600	3.7	72
	-L			① 1.1	22.0 - 600	24.0 - 600		
	-M			② 1.3	19.0 - 600	21.0 - 600		
NH-507PW	-S	50	65	⑤ 1.0	19.0 - 600	19.0 - 600	5.5	99
	-L			① 1.1	15.0 - 700	15.5 - 600		
	-M			② 1.3	12.0 - 650	--		
NH-655PW	-S	65	80	⑤ 1.0	10.2 - 570	--	3.7	110
	-L			① 1.1	17.5 - 800	18.0 - 750		
	-M			② 1.3	17.6 - 630	16.5 - 630		
NH-657PW	-S	65	80	⑤ 1.0	15.3 - 620	13.3 - 760	5.5	120
	-L			① 1.1	23.4 - 780	23.4 - 800		
	-M			② 1.3	22.7 - 640	19.6 - 770		
NH-6510PW	-S	65	80	⑤ 1.0	17.5 - 800	18.1 - 670	7.5	130
	-L			① 1.1	25.5 - 1040	29.5 - 1030		
	-M			② 1.3	25.5 - 1040	31.5 - 650		
NH-6515PW	-S	65	80	⑤ 1.0	25.2 - 880	24.6 - 850	11	140
	-L			① 1.1	25.5 - 1040	29.5 - 1030		
	-M			② 1.3	25.5 - 1040	31.5 - 650		

Performance curve (for reference) 50Hz

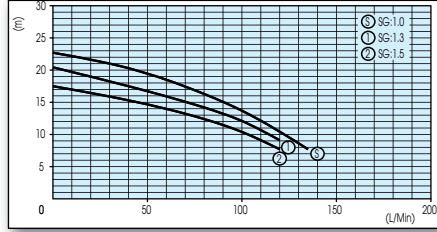
NH-350PW 50Hz Rated revolution : 2.860 r.p.m.



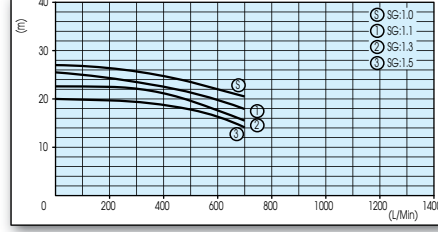
NH-405PW 50Hz Rated revolution : 2.860 r.p.m.



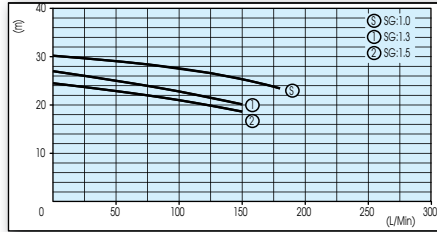
NH-351PW 50Hz Rated revolution : 2.860 r.p.m.



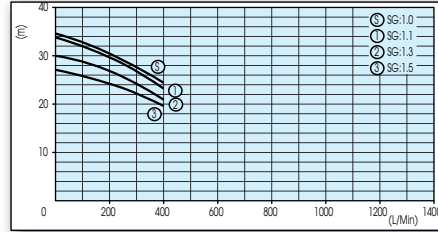
NH-505PW(L) 50Hz Rated revolution : 2.860 r.p.m.



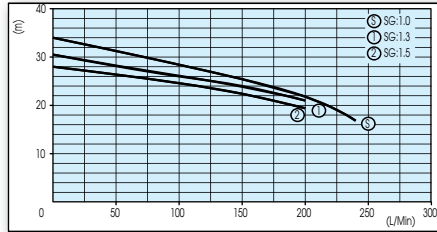
NH-352PW 50Hz Rated revolution : 2.860 r.p.m.



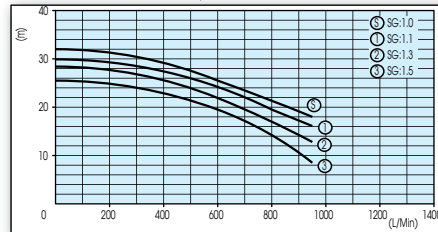
NH-505PW(H) 50Hz Rated revolution : 2.860 r.p.m.



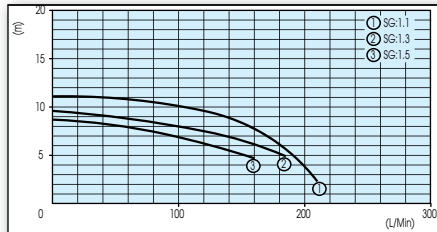
NH-353PW 50Hz Rated revolution : 2.860 r.p.m.



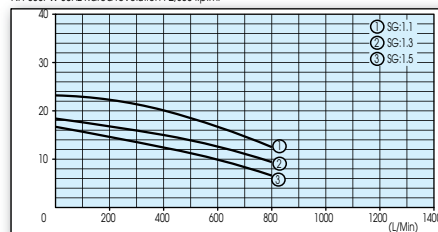
NH-507PW 50Hz Rated revolution : 2.860 r.p.m.



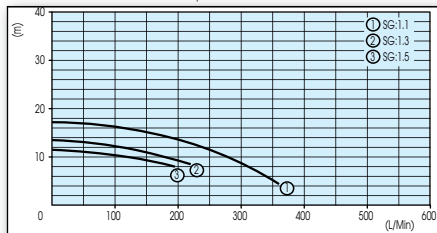
NH-400PW 50Hz Rated revolution : 2.860 r.p.m.



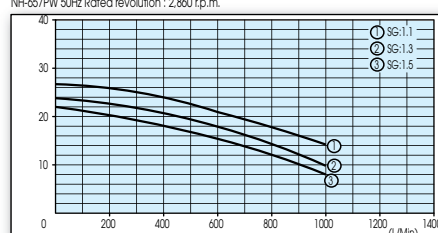
NH-655PW 50Hz Rated revolution : 2.860 r.p.m.



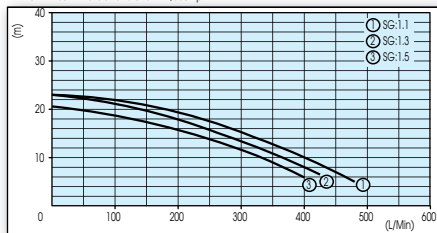
NH-401PW 50Hz Rated revolution : 2.860 r.p.m.



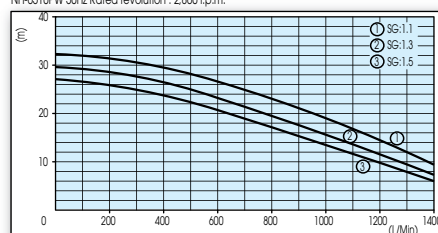
NH-657PW 50Hz Rated revolution : 2.860 r.p.m.



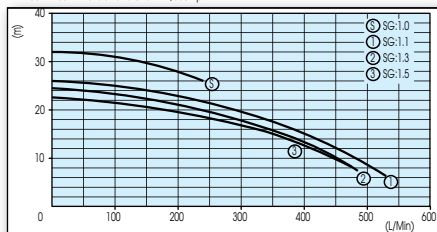
NH-402PW 50Hz Rated revolution : 2.860 r.p.m.



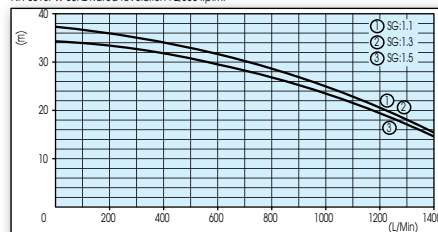
NH-6510PW 50Hz Rated revolution : 2.860 r.p.m.



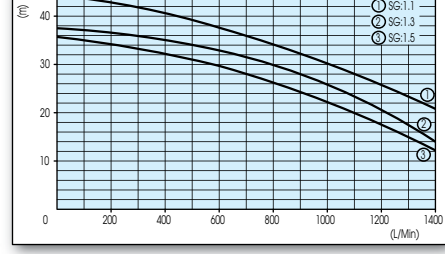
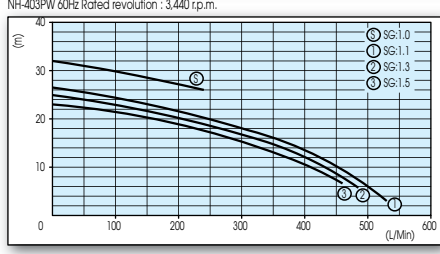
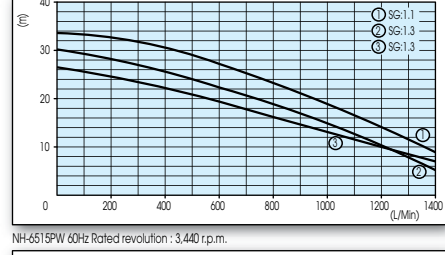
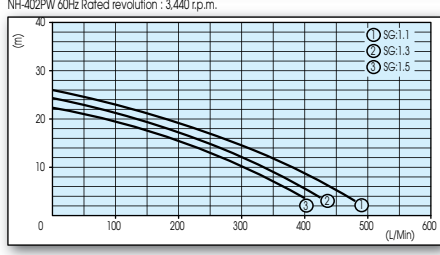
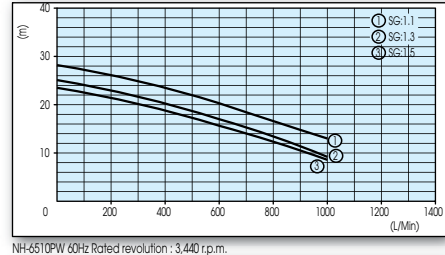
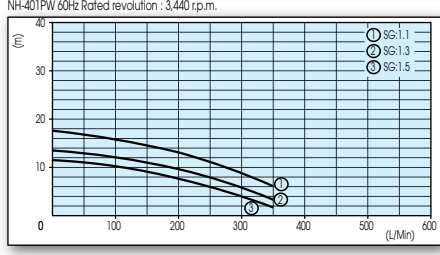
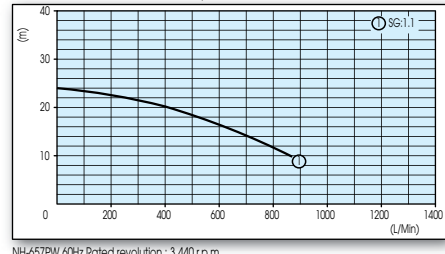
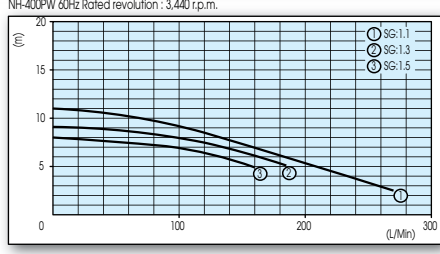
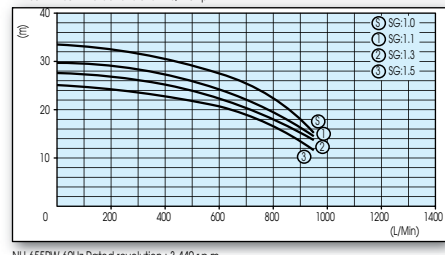
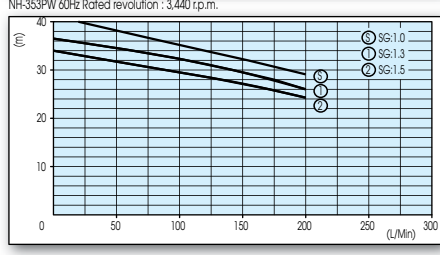
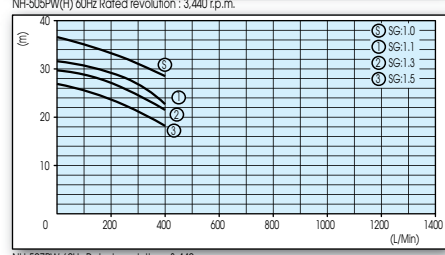
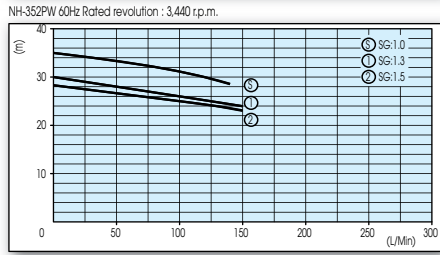
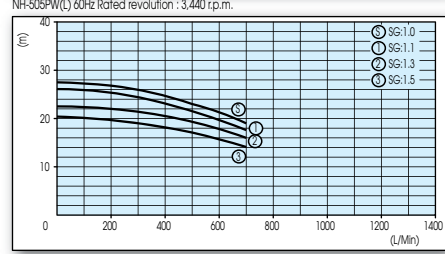
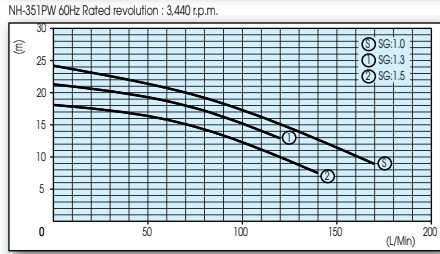
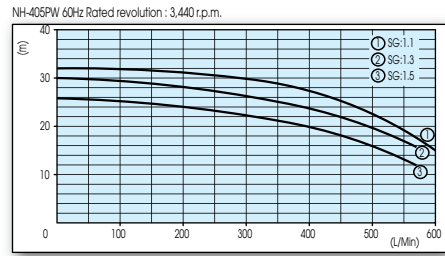
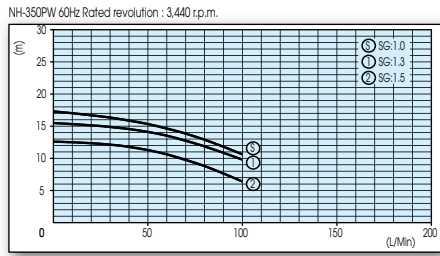
NH-403PW 50Hz Rated revolution : 2.860 r.p.m.



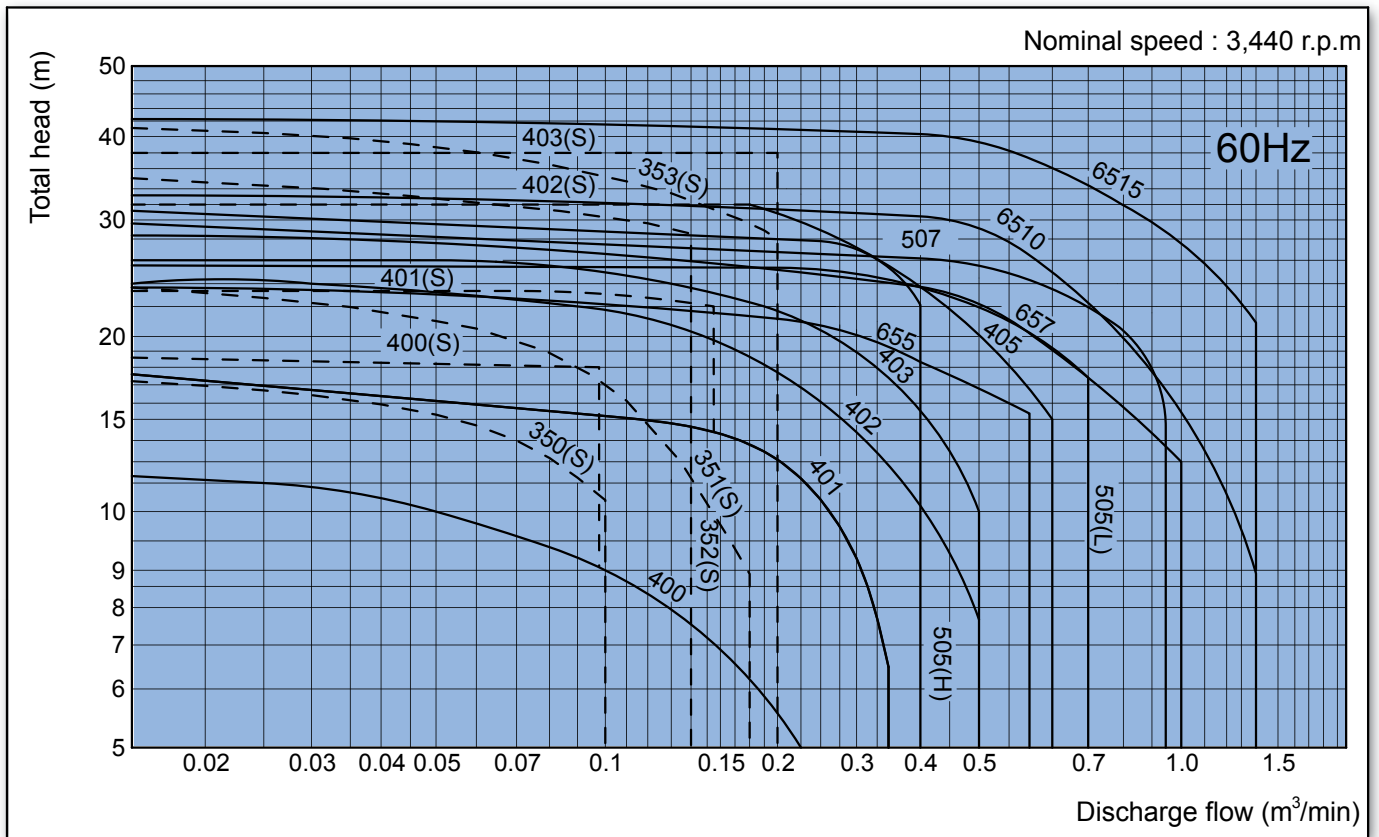
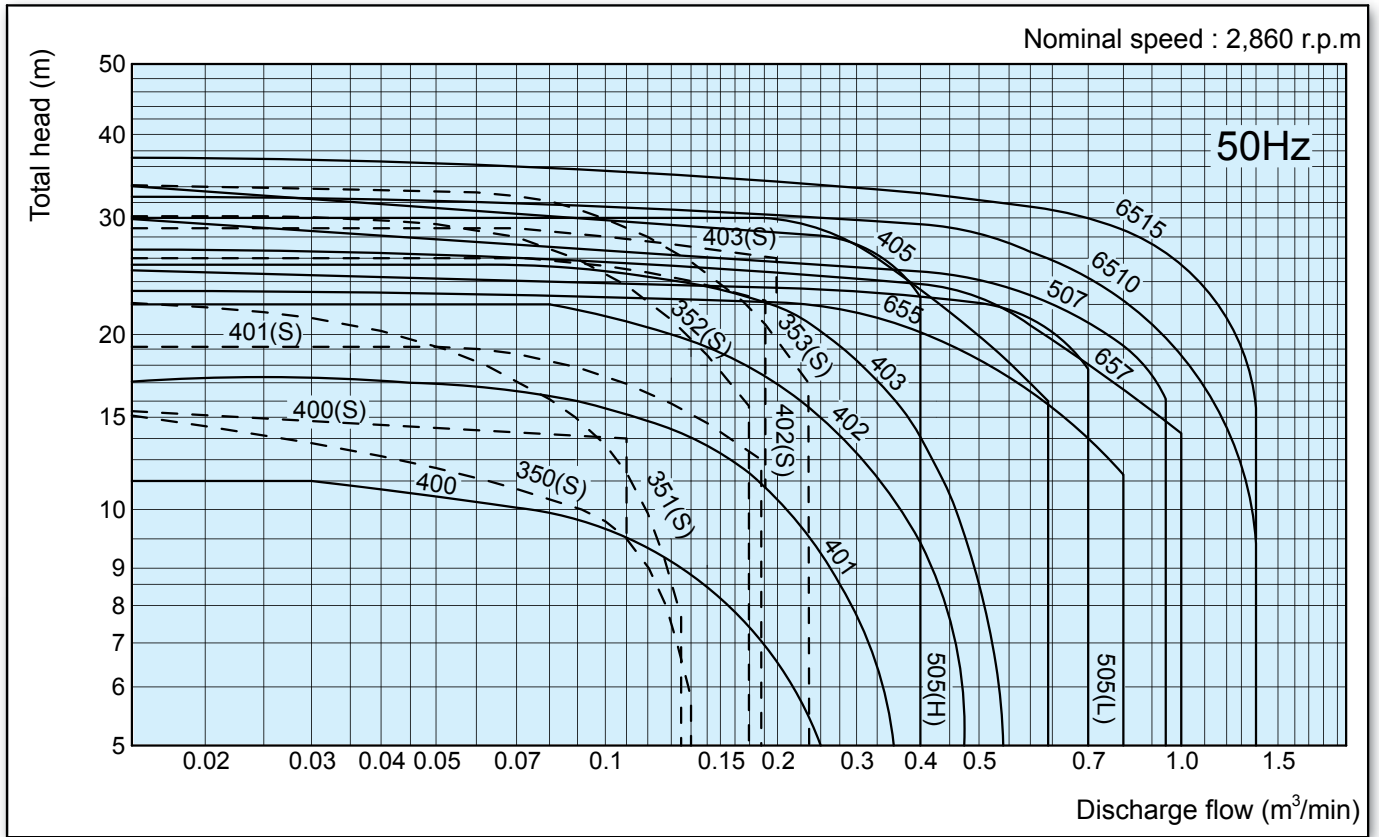
NH-6515PW 50Hz Rated revolution : 2.860 r.p.m.



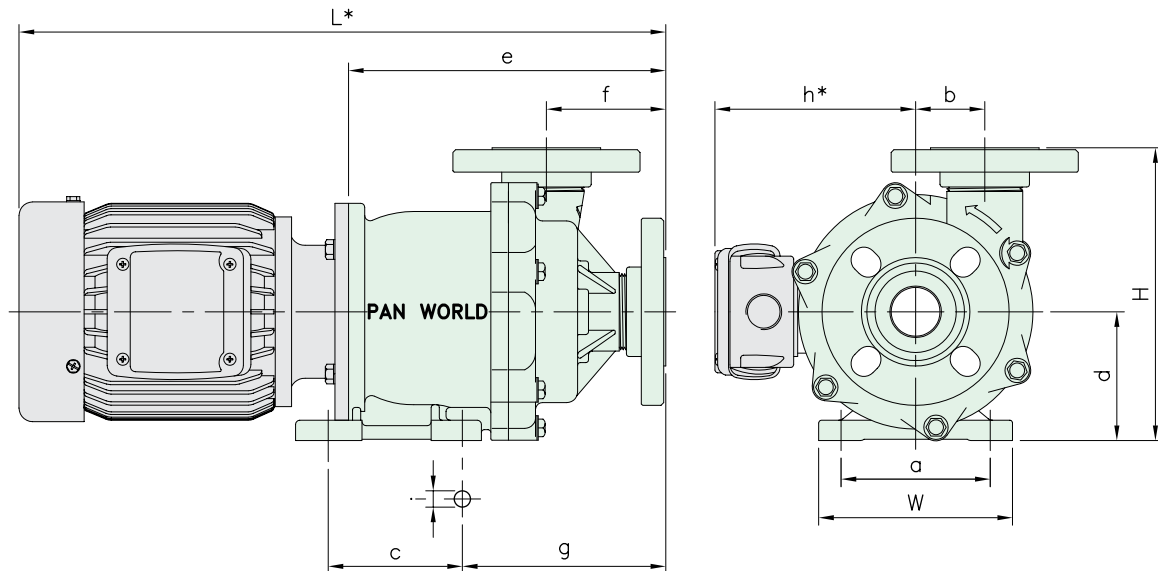
Performance curve (for reference) 60Hz



PW series performance curve



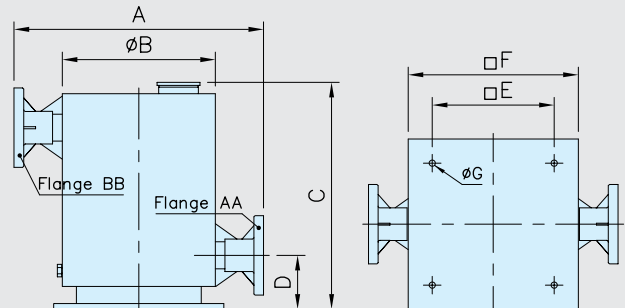
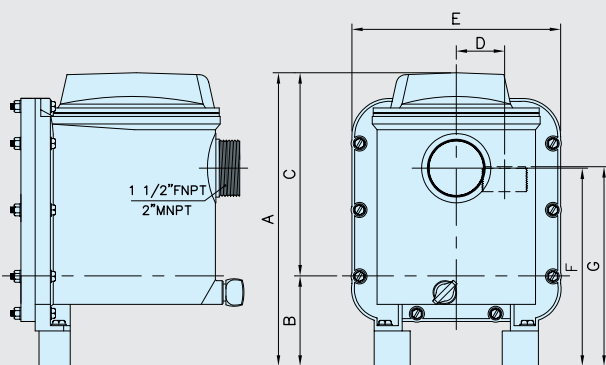
Installation dimension



Model	W	H	L*	a	b	c	d	e	f	g	h*	i
NH-350PW	157	247.5	465.5	130	76	130	115	225.5	82	155	146	12
NH-351PW	160	247.5	462.5	130	76	130	115	229.5	82	164	152	12
NH-352PW	160	242	505.5	130	57	132	120	222.5	78	155	149	12
NH-353PW	160	242	505.5	130	57	132	120	222.5	78	155	149	12
NH-400PW	140	216	473	110	51	98	95	233	87	150	151	12
NH-401PW	160	254	488	130	57.5	130	115	256	102.5	184	160	12
NH-402PW	260	255	620	208	65	200	115	305	89	158	176	14
NH-403PW	260	255	620	208	65	200	115	305	89	158	176	14
NH-405PW	260	270	689	208	65	200	130	326	89	158	208	14
NH-505PW	260	319	650.5	220	60	300	162	287.5	89.5	123.2	208	14
NH-507PW	260	319	676.5	220	60	300	162	311.5	89.5	123.2	252	14
NH-655PW	260	360	723	210	85	270	175	360	118	240	208	14
NH-657PW	260	360	745	210	85	270	175	380	118	240	252	14
NH-6510PW	260	360	745	210	85	270	175	380	118	240	252	14
NH-6515PW	350	385	918.5	300	85	270	200	408.5	118	240	285	14

- Remarks: 1. The size in above table is shown with JIS motor.
 2. Over all size & construction may be changed without notice.
 3. *Depending on type of motor used.

Self priming chamber(SP/PT Series)



Dimension

	A	B	C	D	E	F	G
SP-400	309	95	214	51	220	207	210
SP-401	329	115	214	57.5	220	227	250

NOTE:

- 1).Material: hard PVC.
- 2).Allowable self priming static head: 2m at S.G.1.0
- 3).Allowable overall duction pipe length: 3m.

Dimension

	A	B	C	D	E	F	G	AA	BB
PT-400	440	270	400	95	215	300	ø11	40A	40A
PT-401	440	270	470	115	215	300	ø11	40A	40A
PT-402	440	270	550	115	215	300	ø11	50A	50A

NOTE:

- 1).Material: hard PVC.
- 2).Allowable self priming static head 3m at S.G.1.0
- 3).Allowable overall duction pipe length 4m.

Chemical resistance table

LIQUID NAME	PS, PW			
	(%)	20 °C	60 °C	70 °C
Hydrochloric acid	10	○	○	△
	20	○	○	×
	30	○	×	×
Chromic acid	10	○	△	△
	25	△	×	×
Acetic acid	50	○	○	△
	100	△	×	×
Oxalic acid	30	○	○	△
	50	○	△	×
Nitric acid	10	×	×	×
	30	×	×	×
Hydrogen fluoride acid	40	△	×	×
Phosphoric acid	25	○	○	○
	50	○	○	○
	85	○	△	△
Sulphuric acid	30	○	△	△
	70	△	×	×
	93	×	×	×
Ammonia water	30	○	○	○
Sodium hydroxide	10	○	×	×
	20	○	○	△
	40	○	○	△
	50	△	×	×
Potassium hydroxide	50	○	△	×

LIQUID NAME	PS, PW			
	(%)	20 °C	60 °C	70 °C
Sulphate		○	○	○
Aluminum chloride		○	○	○
Ammonium chloride		○	○	○
Calcium chloride		○	○	○
Cuprous chloride		○	○	○
Freeic chloride		○	○	△
Mercuric chloride	40	○	○	×
Sodium chloride		○	○	×
Potassium manganate	6	○	○	○
	20	○	○	△
Cupric cyanide		○	○	○
Sodium cyanide		○	○	○
Sodium nitride		○	○	○
Ammonium nitride		○	○	○
Common salt		○	○	○
Sec-chlorite	10	△	△	△
Potassium dichromate		○	○	○
Sodium carbonate		○	○	○
Ammonium carbonate		○	○	○
Nickle solution		○	○	○
Ammonium fluoride		○	○	○
Ferrous sulphate	--	○	○	○
Ethanol	100	○	○	○
Methanol	100	○	○	—
Trichoroethylene	100	×	×	×
Butanone	100	×	×	×

*Limitation of slurry to be handled

Concentration : 5%
 Particle size : 50μ
 Hardness : HS 80 degree
 Note : Flush pump inside every 1-3 months

1. This list is only for reference to select pump model. The chemical resisting effect is shown under certain condition.
2. The lowest temp. of chemical allowed here is 0°C.

- Usable
- △ Useful with care
- × Do not use



PAN WORLD CO., LTD.

1097-18 Mitsukaido Yamada-cho, Jyousou-shi,
 Ibaraki-ken, Japan.

TEL:81-2972-3-5560(Rep.) FAX:81-2972-3-5561